

Blogspot: <https://dadetechblog.blogspot.com/>

Reflection Term: x Weebly x Inbox - Jessica: x Camp Engage: x Nearpod - Stud: x Untitled docum: x dalton state - G: x Googly Girls x + -


← → ↻ https://dadetechblog.blogspot.com ☆

Googly Girls

Google End of the Year List

It's the end of the year.. and we need to make sure our Google Classrooms are cleaned out and set for next year. Below are some tips fro...

The Googly Girls



The Googly Girls at Work

Wednesday, May 22, 2019

Google End of the Year List


It's the end of the year.. and we need to make sure our Google Classrooms are cleaned out and set for next year. Below are some tips from [Control Alt Achieve](#) to get this accomplished. Check out the actual website for more in-depth details.

- Tip #1 - Return all student work
- Tip #2 - Un-enroll students from old classes
- Tip #3 - Archive old classes
- Tip #4 - Remove old class calendars
- Tip #5 - Move old class folders in Drive
- Tip #6 - Remove old class files from "Shared with me" in Drive


Search This Blog

Search

Contributors

-  Jessica
-  Middle School Media Specialist

Dade Middle School




DADE

Helpful Extensions and Add Ons

- Pocket
- Save to Google Drive

Our Favorite Websites

- EdTech Teacher
- Shake Up Learning



Reflection Term: x Weebly x Inbox - Jessica: x Camp Engage: x Nearpod - Stud: x 3.7-screenshot: x dalton state - G: x Googly Girls x + -

← → ↻ https://dadetechblog.blogspot.com ☆

Tuesday, May 14, 2019

What's a webquest??

Web Quest

"A Web Quest is an inquiry-based activity where students are given a task and provided with access to on-line resources to help them complete the task. It is an ideal way to deliver a lesson over the web. Web Quests are discovery learning tools; they are usually used to either begin or finish a unit of study ([Techology](#))."

There are several ways to complete a web quest. You can use Weebly or Google Sites.

Once you have chosen a web site builder. You need to have a few different sections: introduction, task, resources, conclusion, and a teacher's page.

The introduction shares the beginning information and the task describes what the students will be doing through the activity. The resources are any and all possible videos, stories, forms or whatever else they may need to finish the project. The conclusion is what the ending outcome will be, along with a teacher's page that shares standards and other ideas to accommodate for a variety of learners.

On the above web quest, I used accessibility and record myself using [Screencastify](#) to be able share what I want the students to do or reading the story for my students who struggle with reading.

A web quest could be something that you can use when you are absent for the day or creating a project that students can complete in the classroom or at home.